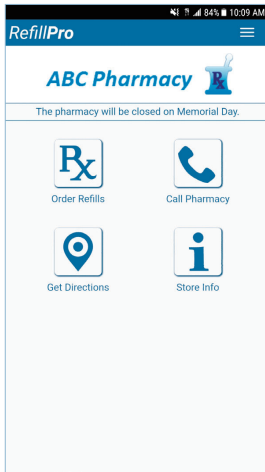
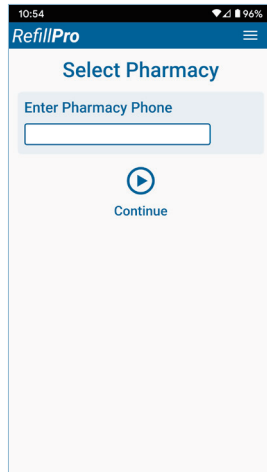


Refill Pro App Instructions

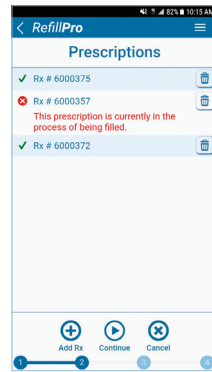
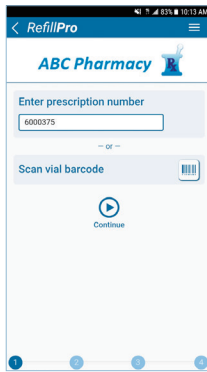


Home Screen



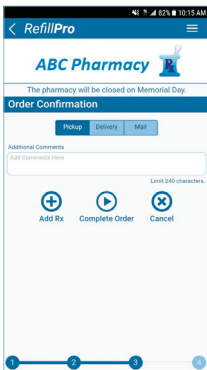
Order Screen

- 1: Download **Refill Pro** app from your smart phone's app store.
- 2: Enter the pharmacy's phone number and select **Continue**. If a match is found, the RefillPro Home screen is displayed. For the Lakeport pharmacy, enter **7072638382**. For the Clearlake pharmacy, enter **7075332747**.
- 3: If a match is not found, the following message is displayed: "We could not find your pharmacy. Please check the number you have entered and try again." Select **OK** to return the **Select Pharmacy** screen.

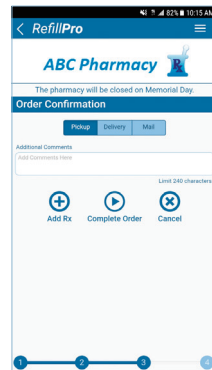


Prescriptions Screens

- 4: Enter the prescription number and select **Continue**, or scan the vial barcode from a previous fill of the script
Add additional refills, if needed, by selecting **Add Rx**. When done select **Continue**.



Order Confirmation



Thank you Screen

- 5: Enter **Additional Comments** on the Order Confirmation Screen, if applicable, and select **Complete Order**.

NOTE: LCTHC pharmacy does not deliver prescriptions. Please call 707.263.8382 x1100 to contact transport to see if your medications may be delivered.



Lake County Tribal Health

Modern Medicine  Personalized Care

707-263-8382
1-800-750-7181

925 Bevins Ct., Lakeport
www.lcthc.com